

FOR OFFICIAL USE ONLY

Directorate General Defence Purchase
Ministry of Defence
New Airport Road
Tejgaon, Dhaka-1215
Telephone: Military 5036
Civ: 48111625
E-mail: adp1army1@dgdg.gov.bd

09 Kartik 1430

25 October 2023

06.06.0000.214.eval.23/Truck maint hy

RE-EVALUATION OF TRUCK MAINTENANCE HEAVY

Reference:

A. Army Headquarters, Master General of the Ordnance Branch, Electrical and Mechanical Engineers Directorate letter number 23.01.901.048.20.079.01.23.10.23 Dated 23 October 2023 (Not to all).

1. Please be informed that, Bangladesh Army is planning to procure Truck Maintenance Heavy for Bangladesh Army. In this regard, you are requested to provide offer, Brochure, Catalogue, technical/training/operational/maintenance manuals and budgetary offers along with 100% updated original spare parts catalogue (Hard & Soft copy) etcetera for re-evaluation of models Truck Maintenance Heavy. Offered models should be compatible with general technical specification attached herewith and submits directly to Army Headquarters, Master General of the Ordnance Branch, Electrical and Mechanical Engineers Directorate, Dhaka Cantonment by **09 November 2023** with intimation to this office. You are also requested to provide enlistment certificate of DGDP along with technical offer.

2. Forwarded for your information and necessary action please.



SHEULY AKTER
Lieutenant Colonel
For Director General

Annexure:

A. Technical Specification of Truck Maintenance Heavy - 15 (Fifteen) Pages only.

Distribution:

External:

Action:

(All Concerned Supplier/Firm)

Information:

Army Headquarters, General Staff Branch, Weapon Equipment and Statistic Directorate

Army Headquarters, Master General of the Ordnance Branch, Ordnance Directorate

Army Headquarters, Master General of the Ordnance Branch, Electrical and Mechanical Engineers Directorate

Internal:

IT Section - (For sending to enlisted Supplier/Firm with DGDP through e-mail). Also publish in web site.

Notice Board

FOR OFFICIAL USE ONLY

RESTRICTED

GENERAL SPECIFICATION: TRUCK MAINTENANCE HEAVY

Serial	Description of General specifications	Required General Specifications	Remark
1.	Name of the Firm/Local Agent with Full Address	To be mentioned	
2.	Name of Principal with Full Address	To be mentioned	
3.	Name of Manufacturer with Full Address	To be mentioned	
4.	Nomenclature	Truck Maintenance Heavy	
5.	Vehicle Make & Model	To be mentioned	
6.	Country of Origin	Group-A & B	
7.	Country of Manufacturer	Group-A & B	
8.	Country of Assembly	Group-A & B	
9.	Year of Manufacture	Not before the year of contract	
10.	Type of Drive	6x6 RHD	
11.	Truck Specification		
	a. Make and Model	To be mentioned	
	b. Country of Origin	Group-A & B	
	c. Country of Manufacturer	Group-A & B	
	d. Country of Assembly	Group-A & B	
12.	Weights		
	a. Kerb Weight (kg/ton)	To be mentioned	
	b. Pay Load	10 Tons (Minimum)	
	c. Gross Vehicle Weight (GVW)	To be mentioned	
	d. Power/Weight Ratio	To be mentioned	
13.	Dimensions		
	a. Overall Length	To be mentioned	
	b. Overall Width	To be mentioned	
	c. Overall Height	To be mentioned	
	d. Wheel Base (mm)	Front to middle and middle to rear to be mentioned	
	e. Wheel Tread Front	To be mentioned	
	f. Wheel Tread Rear	To be mentioned	
	g. Ground Clearance (mm)	280 mm (Minimum)	
	h. Angle of Approach in degree (Minimum)	30°	
	j. Angle of Departure in degree (Minimum)	30°	
	k. Grade Ability (degree) (Minimum)	30°	
	l. Maximum Turning Radius (Meter) – from outer wheel	To be mentioned	
	m. Ford Ability (mm)	600 mm (Minimum)	
	n. Ground Pressure (kg/square cm)	To be mentioned	
	p. Front over hang	To be mentioned	
	q. Rear over hang	To be mentioned	
14.	Engine		
	a. Type	To be mentioned	
	b. Make & Model	To be mentioned	
	c. Country of Origin	Group-A & B	
	d. Country of Assembly	Group-A & B	
	e. Country of Manufacture	Group-A & B	
	f. Year of Manufacture	Not before the year of contract	
	g. No of Cylinder	6 cylinder (Minimum)	
	h. Bore & Stroke	To be mentioned	
	j. Displacement Volume (cc)	8000 cc (Minimum)	
	k. Compression Ratio	To be mentioned	
	l. Torque at rated rpm	To be mentioned	
	m. HP at Rated rpm	240 HP (Minimum), rpm to be mentioned	
	n. Type of Injection	To be mentioned	
	p. Cooling System	Liquid Cooled	
	q. Air cleaner type	To be mentioned	
	r. Turbo charger with intercooler (if available)	To be mentioned	

1
RESTRICTED



RESTRICTED

Serial	Description of General specifications	Required General Specifications	Remark
	s. Engine Test Bench Report	During inspection Engine Test Bench Report (for each model) which was prepared by manufacturer during production of engine at manufacturing factory must be produced and submitted to the PSI team for each model (duly signed and stamped by the manufacturer). Other engines (mentioning engine number) of the same model must be certified confirming the engine Test Bench Report by the manufacturer (duly signed and stamped).	
15.	Fuel System		
	a. Type of Fuel	Diesel	
	b. Fuel Tank Capacity (litre)	To be mentioned	
	c. Cruising Range	To be mentioned	
	d. Fuel Consumption (for 100 km)	To be mentioned	
16.	Chassis		
	a. Type	To be mentioned	
	b. Country of Origin	Group-A & B	
	c. Country of Manufacturer	Group-A & B	
	d. Country of Assembly	Group-A & B	
	e. Length (mm)	To be mentioned	
	f. Width (mm)	To be mentioned	
	g. Thickness of Chassis (mm)	To be mentioned	
	h. Chassis frame Resistance to Bending Moment	The truck chassis should be capable to carry offered pay load. The chassis will not be cracked / fractured and no other defects will arise up to 10 years. (Chassis manufacturer's certificate to be provided with details calculation).	
17.	Transmission		
	a. Type of Transmission (Manual/Auto)	To be mentioned	
	b. Make & Model	To be mentioned	
	c. Country of Origin	Group-A & B	
	d. Country of Manufacturer	Group-A & B	
	e. Country of assembly	Group-A & B	
	f. No of Gears	To be mentioned	
	g. Gear ration	To be mentioned	
18.	Transfer Case		
	a. Type of Transfer Case	To be mentioned	
	b. Make & Model	To be mentioned	
	c. Country of Origin	Group-A & B	
	d. Country of Manufacturer	Group-A & B	
	e. Country of Assembly	Group-A & B	
19.	Front Axle		
	a. Type	To be mentioned	
	b. Make and Model	To be mentioned	
	c. Axle Capacity	To be mentioned	
	d. Country of Origin	Group-A & B	
	e. Country of Manufacturer	Group-A & B	
	f. Country of Assembly	Group-A & B	
20.	Rear Axle		
	a. Type	To be mentioned	
	b. Make and Model	To be mentioned	
	c. Axle Capacity	To be mentioned	
	d. Country of Origin	Group-A & B	




RESTRICTED

Serial	Description of General specifications	Required General Specifications	Remark
	e. Country of Manufacturer	Group-A & B	
	f. Country of Assembly	Group-A & B	
21.	<u>Vehicle Speed</u>		
	a. High Way	To be mentioned	
	b. Cross Country	To be mentioned	
22.	<u>Electrical System</u>		
	a. Electric System of Vehicle (Volt)	24 Volt	
	b. Battery (Volt & AH)	To be mentioned	
	c. No of Battery	To be mentioned	
	d. Alternator (Volt/Amp)	To be mentioned	
	e. Starter (Volt & KW)	To be mentioned	
23.	<u>Brake System</u>		
	a. Service Brake	To be mentioned	
	b. Parking Brake	To be mentioned	
	c. Any other Brake	Details to be mentioned	
24.	<u>Steering System</u>	Hydraulic Assisted Power Steering	
25.	<u>Suspension</u>		
	a. Front	To be mentioned	
	b. Rear	To be mentioned	
26.	<u>Tyre</u>		
	a. Tyre Size	To be mentioned	
	b. Tyre Brand	Bridgestone/Dunlop/Goodyear/Yokohama/Toyo/Uniroyal/Continental/Michelin/Folda/Firestone/Armstrong/AMTEL/Pirelli/Hankook and Kumho	
	c. Country of Origin	USA, Japan, EU Countries, Russia, Brazil, Indonesia, Malaysia, Philippines Singapore, Thailand and South Korea	
	d. Tyre Type/Pattern	Non-Directional (ND), Ground Grip (GG) and Cross Country (CC).	
	e. Number of Tyres Including Spare Tyre	To be mentioned	
	f. Rim size	To be mentioned	
27.	<u>Cabin with AC</u>		
	a. Make and Model	To be mentioned	
	b. Country of Origin	Group-A & B	
	c. Country of Manufacturer	Group-A & B	
	d. Country of Assembly	Group-A & B	
28.	<u>Seating Capacity (Minimum)</u>	1 x Driver + 1 x Co-driver	
29.	<u>Provision of repair, maintenance and after sale service support from local firm (Minimum 10 yrs)</u>	Details to be mentioned	
30.	<u>Standard Accessories</u>		
	a. <u>Blackout Lights</u> (i) 02 x Blackout Light at Front (ii) 02 x Blackout Light at Rear (iii) 01 x Blackout Convoy Light (iv) 01 x Blackout Driving Light	To be provided	
	b. Tool Box and Jerrican	Tool box carrier to be provided below the load body with external lockers	
	c. First Aid Box	To be provided	
	d. Towing Hook at front	20 Ton (Minimum)	
31.	<u>Accessories to be Provided With Each Vehicle:</u>		
	a. 01 set x Spare Wheel Complete set with Fitting Attachment under the Floor	To be provided	
	b. <u>Lights:</u> 02 x Head Lights, 04 x Turn Signal Light (Front & Rear), 02 x Stop/Brake Lights, 02 x Reverse Light, 01 x Cabin Light, All Gauges	To be provided	



RESTRICTED

Serial	Description of General specifications	Required General Specifications	Remark
	and Meters in Dashboard Fuel Gauges, Hazard Warning Lights etc as Required for Proper Functioning of All System of the Vehicle		
	c. 02 x Fog Lamp at Front for Driving During Foggy Weather	To be provided	
	d. 01 kg A, B, C and E type Fire extinguisher with Bracket and Chemical	To be provided	
	e. Seat belt for Driver and Co-driver	To be provided	
	f. Inspection Lamp Complete with Cable (10 meter), Plug & Arrangement of Socket in the Vehicle for using Inspection Lamp/Inspection Lamp with Battery and Battery Charger	To be provided	
	g. 01 set x Complete Floor mat Front and Rear	To be provided	
	h. 02 x Sun Visors with Fitting Brackets	To be provided	
	j. Rear View Camera with LCD Display for Driver	To be provided	
	k. AM/FM Radio set Complete	To be provided	
	l. CD/DVD Player Complete	To be provided	
	m. Both side Front Door. Full size Normal Door with Normal Winding Windows Power Operated.	To be provided	
	n. Type of Seat and Seat Material	Details to be mentioned	
	p. Boost Ventilator with Fresh, Cool and Hot Air Circulation (Auto FR, LH, RH independent control + manual RR cooler i.e. duel type air condition for driver cabin)	To be provided	
	q. Driver seat: Double side Front and Rear Height Adjustable with Full Tilting System of Back Rest for Driver and Second Seater	To be provided	
	r. Intermittent Windshield Wiper 02 x Front and 01 x Rear	To be provided	
	s. Pintail Hook Facility	To be provided	
32.	Colour	As per Indentor's requirement	
33.	Requirement of Publications		
	a. Owners/Operators Manual in English (Book Type) including CD/DVD	To be provided (As per Requirement of Electrical and Mechanical Engineering Directorate)	
	b. Workshop/Repair Manual in English (Book Type) Including CD/DVD	To be provided (As per Requirement of Electrical and Mechanical Engineering Directorate)	
	c. 100% Updated Master Spare Parts Catalogue in English (Book Type) Including CD/DVD	To be provided (As per Requirement of Electrical and Mechanical Engineering Directorate)	
	d. Complete and Updated Master Spare Parts Price Catalogue/List in English (Book Type) including CD/DVD	To be provided (As per Requirement of Electrical and Mechanical Engineering Directorate)	
34.	Recommended 10% Fast and Slow Moving Spare Parts List (Hard copy) (Fast moving for 2 years and Slow moving for 5 years) Including CD/DVD	To be provided (As per Requirement of Electrical and Mechanical Engineering Directorate)	
35.	Analyzer, Measuring & Testing/Fault Finding and Diagnostic set	To be provided (As per Requirement of EME Directorate)	
36.	Special Service Tools (SST)	List to be provided (As per Requirement of EME Directorate)	
37.	Special Service Materials (SSM)	List to be provided (As per Requirement of EME Directorate)	
38.	Petrol Oil Lubricant (POL) Information. The following information must be submitted with the offer:		




RESTRICTED

Serial	Description of General specifications	Required General Specifications	Remark
	a. Grade of Fuel used in Vehicle	To be mentioned	
	b. Type of Engine Oil used in Vehicle	To be mentioned	
	c. Type of Gear Oil (Equivalent grade) used in Vehicle	To be mentioned	
	d. Grade of Fuel to be used in Bangladesh	The vehicle must be suitable to be used with Fuel available in Bangladesh	
39.	Training Requirements		
	a. User Training	To be provided (As per User/Sponsor Directorate)	
	b. Operation, Repair and Maintenance Training	To be provided (As per Requirement of Electrical and Mechanical Engineers Directorate)	
	c. Equipment Management Training	To be provided (As per Requirement of Ordnance Directorate)	
40.	Terms and Condition		
	a. Time of Free Service	1 Year	
	b. Warranty/Guarantee	1 Year from the Date of Receipt of Equipment by user unit after accepted by IV&EE	
	c. Technical Offer should be on the Original Pad of Principal/Manufacturer with Sign and Seal	To be submitted	
	d. Authorization Certificate to be Provided by Manufacturer in Favour of Principal	To be submitted	
	e. Authorization Certificate to be Provided by principal in Favour of local agent	To be submitted	
	f. After Sale service, Repair and Maintenance by local agent	Details to be mentioned	
41.	Production Date	Manufacture not before the year of contract	
42.	Dimension of Rear Cabin LxWxH (mm)	To be mentioned	
43.	Workshop Portion	Group-A & B	
	a. Dimension of Store Bin	Provision of installation of 1500 mm (H) x 575 mm (L) x 610 mm (W) steel welded construction for housing one 300 mm x 300 mm x 68 mm, four 1050 mm x 575 mm drawer and 500 mm x 300 mm x 1150 mm store space rack which are easily removable.	
	b. Layout of Workshop	A separate layout paper with necessary diagram, location and drawing of various equipment and tools to be provided with the offer.	
	c. Doors and Flaps	Double door at the rear fitted with glass window	
44.	Body and Floor		
	a. Hard Top Steel Sheet Body with Anti-Skid Floor	To be provided	
	b. Two side flaps fitted with boosted power facilities for easy opening and closing	To be provided	
	c. Minimum four windows fitted with that Aluminum Sliding Glass	To be provided	
	d. A collapsible light weight stairs with checkered Aluminum	To be provided	
	e. 04 x Fan on 2 Sides of the working cargo to be Fitted	To be provided	




RESTRICTED

Serial	Description of General specifications	Required General Specifications	Remark
45.	Equipment for Each Vehicle	Group of Country-A & B	
	a. Generator (Minimum) 10 KVA, 230v, 50Hz with Self-starter & Battery. Type of Fuel (Diesel) (Brand, Country of Origin, Engine model, Fuel used and phase).	To be provided	
	b. Lathe Machine 4' (ft) with Both mm and inch type, Height of Center 8" (inches), Length of Lathe 60" (Model and Country of Origin).	To be provided	
	c. Work Bench with Chest Drawers with Chest Length 3'-5", Breadth 1'-11", Height 2'-7".	To be provided	
	d. Angle Die Grinder (Model and Country of Origin).	To be mentioned	
	e. Cobalt Drill Bit Set.	To be provided	
	f. Heat Gun (Model and Country of Origin).	To be mentioned	
	g. Point Drill Bit Set.	To be provided	
	h. Drill Bit Sharpener.	To be provided	
	j. Electronic Welding Machine with Accessories (Model and Country of Origin).	To be mentioned	
	k. Vulcanizing Machine with Accessories (Model and Country of Origin).	To be mentioned	
	l. Quick Change Bit Set.	To be provided	
	m. Table Vice 4".	To be provided	
	n. Tap and Die Set mm (Set of 41 pieces).	To be provided	
	p. Tool Kit "B" Vehicle 154 Pieces per Set.	To be provided as per appendix 1	
	q. Carpenter Tool Box 16 line items per Set.	To be provided as per appendix 2	
	r. TT Tool Box 16 Line Items per Set.	To be provided as per appendix 3	
	s. Tool kit instrument 29 line items per Set.	To be provided as per appendix 4	
	t. Welder tools box 20 line items per Set.	To be provided as per appendix 5	
	u. Armour tools box 16 line items per Set.	To be provided as per appendix 6	
	v. Tool Kit "C" Vehicle 33 Pieces per Set.	To be provided as per appendix 7	
	w. First Aid Box with Kit.	To be provided	
	x. Electric hand drilling machine	To be provided	
	y. Rivet gun	To be provided	
	z. Chain pulling 1 ton	To be provided	
	aa. Spray Gun	To be provided	
	bb. Air compressor (Minimum) 200 litter tank capacity and 145 PSI 220V 50Hz, rpm-2800 (Motor driven) with all accessories	To be provided	
46.	Electrical Wiring		
	a. The unit should have provision of getting supplied from single/three phase local electrical sources. The offered phase of electric source must support all the machineries that are installed in the Workshop Portion (i.e. Lathe Machine, Electronic Welding Machine, Vulcanizing Machine etc).	To be provided	
	b. Sufficient Receptacles to get all Electrical Equipment's Connected.	To be provided	
	c. Safety measures with Earthing system/Main Switch must be complied with	To be provided	
47.	Weapon Stowage	Should be equipped with stowage of at least two personal weapons.	



LIST OF TOOLS KIT FOR VEHICLE (B VEH)

Serial	Description of General specifications	Quantity	Required General Specifications	Remark
1.	Tool chest with drawer compartment	01	To be provided	
2.	Hammer engineer Ball Pen with handle 24 OZs	01	To be provided	
3.	Hammer engineer Ball Pen with handle 8 OZs	01	To be provided	
4.	Hammer Plastic tip	01	To be provided	
5.	File all purpose (Magneto) 3 1/2"	01	To be provided	
6.	File bastd 12"	01	To be provided	
7.	File half round 8"	01	To be provided	
8.	File half round 2 nd cut 6"	01	To be provided	
9.	File half round smooth 4"	01	To be provided	
10.	File square 2 nd cut 6"	01	To be provided	
11.	File three square 2 nd cut 4"	01	To be provided	
12.	File round bastd 8"	01	To be provided	
13.	File round smooth 6"	01	To be provided	
14.	File handle for 4" & 6" files	01	To be provided	
15.	File handle for 8" files	01	To be provided	
16.	File handle for 12" files	01	To be provided	
17.	Screw driver 4" blade length	01	To be provided	
18.	Screw driver Phillips No 'O'	01	To be provided	
19.	Screw driver Phillips No '1'	01	To be provided	
20.	Screw driver Phillips No '2'	01	To be provided	
21.	Screw driver Phillips No '3'	01	To be provided	
22.	Screw driver Phillips No '4'	01	To be provided	
23.	Screw driver electric 4" blade length	01	To be provided	
24.	Screw driver electric 3/16"	01	To be provided	
25.	Screw driver engineer 7-5/8" B/length	01	To be provided	
26.	Heavy duty engineer screw driver 11 13/16" B/length	01	To be provided	
27.	Screw driver 15/16" blade length Chubby (Carburetor)	01	To be provided	
28.	Round nose Pillar 6" length	01	To be provided	
29.	Heavy duty engineer comb pliers w/side cutting 7"	01	To be provided	
30.	Needle nose pliers w/side cutting PVC grip handle 7 5/8"	01	To be provided	
31.	Heavy duty diagonal cutting 6" length	01	To be provided	
32.	Circlip pliers nose 18 to 75mm PVC	01	To be provided	
33.	Water pump pliers slip joint 10"	01	To be provided	
34.	Circlip pliers nose 40 to 100mm	01	To be provided	
35.	Water grip pliers adjustable 7"	01	To be provided	
36.	Metal box for 1/4" SD Tools	01	To be provided	
37.	Ratchet spa 1/4" SD w/plastic handle	01	To be provided	
38.	Extension bar 2" SD	01	To be provided	
39.	Ratchet revisable 1/4"	01	To be provided	
40.	Universal joint 1/4"	01	To be provided	
41.	Flexible extension 1/4"	01	To be provided	
42.	'T' handle 1/4"	01	To be provided	
43.	Extension bar 4"	01	To be provided	
44.	Hex socket 1/4" 3/16"	01	To be provided	
45.	Hex socket 1/4" x 7/32"	01	To be provided	
46.	Hex socket 1/4" x 9/32"	01	To be provided	
47.	Hex socket 1/4" x 5/16"	01	To be provided	
48.	Hex socket 1/4" x 11/32"	01	To be provided	
49.	Hex socket 1/4" x 3/8"	01	To be provided	
50.	Hex socket 1/4" x 6mm	01	To be provided	
51.	Hex socket 1/4" x 5mm	01	To be provided	
52.	Hex socket 1/4" x 7mm	01	To be provided	
53.	Hex socket 1/4" x 8mm	01	To be provided	



RESTRICTED

Serial	Description of General specifications	Quantity	Required General Specifications	Remark
54.	Hex socket ¼" x 9mm	01	To be provided	
55.	Hex socket ¼" x 7/16"	01	To be provided	
56.	Hex socket ¼" x ¼"	01	To be provided	
57.	Spanner OTDE MM size 6x7	01	To be provided	
58.	Spanner OTDE MM size 8x9	01	To be provided	
59.	Spanner OTDE MM size 10x11	01	To be provided	
60.	Spanner OTDE MM size 12x13	01	To be provided	
61.	Spanner OTDE MM size 14x15	01	To be provided	
62.	Spanner OTDE MM size 16x17	01	To be provided	
63.	Spanner OTDE MM size 18x19	01	To be provided	
64.	Spanner OTDE MM size 20x22	01	To be provided	
65.	Spanner OTDE MM size 22x23	01	To be provided	
66.	Spanner OTDE MM size 24x26	01	To be provided	
67.	Spanner OTDE MM size 27x30	01	To be provided	
68.	Spanner OZDE inch ¼" x 5/16"	01	To be provided	
69.	Spanner OZDE inch 3/8" x 7/16"	01	To be provided	
70.	Spanner OZDE inch ½" x 9/16"	01	To be provided	
71.	Spanner OZDE inch 5/8" x 11/16"	01	To be provided	
72.	Spanner OZDE inch ¾" x 7/8"	01	To be provided	
73.	Spanner OZDE inch 7/8 x 15/16"	01	To be provided	
74.	Spanner OZDE inch 1" x 1/¼"	01	To be provided	
75.	Spanner OZDE inch 11/16" x 1/¼"	01	To be provided	
76.	Spanner ring type double ended 6x7mm	01	To be provided	
77.	Spanner ring type double ended 8x9mm	01	To be provided	
78.	Spanner ring type double ended 10x11mm	01	To be provided	
79.	Spanner ring type double ended 12x13mm	01	To be provided	
80.	Spanner ring type double ended 14x15mm	01	To be provided	
81.	Spanner ring type double ended 17x19mm	01	To be provided	
82.	Spanner ring type double ended 20x22mm	01	To be provided	
83.	Spanner ring type double ended ¾ x 7/16 Inch	01	To be provided	
84.	Spanner ring type double ended ½ x9/16 Inch	01	To be provided	
85.	Spanner ring type double ended 5/8x11/16 Inch	01	To be provided	
86.	Spanner ring type double ended ¾ x7/8 Inch	01	To be provided	
87.	Spanner ring type double ended 1"x15/16 Inch	01	To be provided	
88.	Spanner ring type double ended ¼ x11/16 Inch	01	To be provided	
89.	Spanner socket ½" x 10mm	01	To be provided	
90.	Spanner socket ½" x 11mm	01	To be provided	
91.	Spanner socket ½" x 12mm	01	To be provided	
92.	Spanner socket ½" x 13mm	01	To be provided	
93.	Spanner socket ½" x 14mm	01	To be provided	
94.	Spanner socket ½" x 15mm	01	To be provided	
95.	Spanner socket ½" x 16mm	01	To be provided	
96.	Spanner socket ½" x 17mm	01	To be provided	
97.	Spanner socket ½" x 18mm	01	To be provided	
98.	Spanner socket ½" x 19mm	01	To be provided	
99.	Spanner socket ½" x 20mm	01	To be provided	
100.	Spanner socket ½" x 21mm	01	To be provided	
101.	Spanner socket ½" x 22mm	01	To be provided	
102.	Spanner socket ½" x 23mm	01	To be provided	
103.	Spanner socket ½" x 24mm	01	To be provided	
104.	Spanner socket ½" x 25mm	01	To be provided	
105.	Spanner socket ½" x 26mm	01	To be provided	
106.	Spanner socket ½" x 3/16 Inch	01	To be provided	
107.	Spanner socket 1/2x10	01	To be provided	
108.	Spanner socket ½" x ½"	01	To be provided	
109.	Spanner socket ½" x 9/16"	01	To be provided	
110.	Spanner socket ½" x 19/32"	01	To be provided	



RESTRICTED

Serial	Description of General specifications	Quantity	Required General Specifications	Remark
111.	Spanner socket 1/2" x 5/8"	01	To be provided	
112.	Spanner socket 1/2" x 11/16"	01	To be provided	
113.	Spanner socket 1/2" x 3/4"	01	To be provided	
114.	Spanner socket 1/2" x 13/16"	01	To be provided	
115.	Spanner socket 1/2" x 7/8"	01	To be provided	
116.	Spanner socket 1/2" x 15/16"	01	To be provided	
117.	Spanner socket 1/2" x 1"	01	To be provided	
118.	Spark plug socket 14mm 13/16"	01	To be provided	
119.	Spark plug socket 10mm 5/8"	01	To be provided	
120.	Spark plug socket 1/2 18mm Opening 26mm	01	To be provided	
121.	Spark plug gauge	01	To be provided	
122.	Spark plug gauge	01	To be provided	
123.	Combination filler & Ignition gauge (inch size) 26 blades	01	To be provided	
124.	Combination filler & Ignition gauge (mm size) 13 blades	01	To be provided	
125.	Breaker bar with plastic handle 15"	01	To be provided	
126.	Ratchet reversible with plastic handle 10"	01	To be provided	
127.	Braches bar with plastic handle 16"	01	To be provided	
128.	"T" handle 11-5/8" length	01	To be provided	
129.	Adopter 1/2" SD to 3/4" SD (3/4" plug 1/2" socket)	01	To be provided	
130.	Extension bar 6" with driller head	01	To be provided	
131.	Extension bar 12" with driller head	01	To be provided	
132.	Torque wrench 50-250 lbs capacity	01	To be provided	
133.	Piston ring expended 3 1/2" to 5"	01	To be provided	
134.	Piston ring compressor 2, 3/8" to 5"	01	To be provided	
135.	Puller triple grip Jaw opening 3-1/8" max	01	To be provided	
136.	Ignition spanner set 3/26", 7/32", 9/32", 8/16", 11/32", 3/8" & 7/16"	01	To be provided	
137.	Ignition spanner set (4mm to 7 mm)	01	To be provided	
138.	Allen key set 1/16, 3/64, 3/32, 3/16, 3/32, 4/1 5/16 & 3/8 (set of 10) (Inch)	01	To be provided	
139.	Allen key set 2,2,3,4,5,6,7,8,9,&10 mm	01	To be provided	
140.	Chisel cold 6"	01	To be provided	
141.	Chisel cold cross cut 7/8"	01	To be provided	
142.	Punch center 4 tool steel 4 / 1/4"	01	To be provided	
143.	Punch starter tool steel 4 1/4"	01	To be provided	
144.	Punch starter tool steel 7"	01	To be provided	
145.	Drift brass parallel 6"	01	To be provided	
146.	Rule steel grad ate 12"	01	To be provided	
147.	Carbon scriper 9 3/4"	01	To be provided	
148.	Scriper double ended 9"	01	To be provided	
149.	Automatic light tester	01	To be provided	
150.	Oil can 1/2 pt	01	To be provided	
151.	Clearing brush 6" long	01	To be provided	
152.	Hack saw frame 10" to 12"	01	To be provided	
153.	Pad lock	01	To be provided	
154.	Universal Joint	01	To be provided	



LIST OF TOOLS KIT FOR CARPENTER

Serial	Description of General specifications	Quantity	Required General Specifications	Remark
1.	Chests tool empty 'J' wood 22-1/2" x 11" x 7" internal directions fitted with runner 3" from top of chest, running full length for one try 16-1/2"x11" x2-1/8" with proteins two carryout handled hasps and staple qty-1 per set.	01	To be provided	
2.	Augers eyed 1" dia bore of eye 1" overall length 25" UN handled, scotch pattern with round shank and barrel eye.	01	To be provided	
3.	Bevels, wood, carpenters, 10-1/2" bade polished rose wood or jarrah stocks tempered steel blade.	01	To be provided	
4.	Braces carpenters bits expansive with 2 cutters to cut from 7/8" to 3" dia in wooden case	01	To be provided	
5.	Chisels, firmer handled 3/4" width on cut length bolsters to point 4-1/4".	01	To be provided	
6.	Chisels, firmer handled 1/8" width on cut length bolsters to point 4-1/2".	01	To be provided	
7.	Chisels, firmer handled 3/4" width on cut length 5"	01	To be provided	
8.	Files saw taper second cut single 4"	01	To be provided	
9.	Files saw taper second cut single 6"	01	To be provided	
10.	Gauge mortise and marking (Rose wood)	01	To be provided	
11.	Hammer carpenters warring ton 1 lbs handled cross pane	01	To be provided	
12.	Mallets carpenters for tinsmiths, length 15" dimension of head 6" x 4" x 2-3/4"	01	To be provided	
13.	Planes, smoothing 2-1/8" (width of iron) length of plans 14"	01	To be provided	
14.	Saw stone fine 18"	01	To be provided	
15.	Oil store fine 8"	01	To be provided	
16.	Pad lock 1-1/4" (with key)	01	To be provided	



LIST OF TOOLS KIT FOR TELECOM TECHNICIAN

Serial	Description of General specifications	Quantity	Required General Specifications	Remark
1.	Alignment tools (Set of 8 pcs)	01	To be provided	
2.	Flash light 2 cell	01	To be provided	
3.	Pliers side cutting 7"	01	To be provided	
4.	Brush for cleaner	01	To be provided	
5.	Land key (Set of 7 pcs)	01	To be provided	
6.	Screw driver flat (Set of 6 pcs)	01	To be provided	
7.	Screw driver Philips (set of 6 pcs)	01	To be provided	
8.	Multi meter digital (Pocket type)	01	To be provided	
9.	Solder reel	01	To be provided	
10.	Soldering iron 40 watt 220 volt	01	To be provided	
11.	Solder sucker	01	To be provided	
12.	3 piece soldering aid tools	01	To be provided	
13.	Tweezers 4"	01	To be provided	
14.	Spanner adjustable 6" crescent	01	To be provided	
15.	Wire cutter 8"	01	To be provided	
16.	Tools box for (briefcase type high quality) carrying above tools	01	To be provided	

LIST OF TOOLS KIT FOR INSTRUMENT

Serial	Description of General specifications	Quantity	Required General Specifications	Remark
1.	Hammer eng ball pens 8 oz	01	To be provided	
2.	Hammer eng ball pens 8 oz	01	To be provided	
3.	Hammer eng ball pens 8 oz	01	To be provided	
4.	Pliers side cutting 7"	01	To be provided	
5.	Pliers long nose 4"	01	To be provided	
6.	Screw driver instrument maker (Set of six)	01	To be provided	
7.	Screw driver elect & 8"	01	To be provided	
8.	Screw driver elect & sig 10"	01	To be provided	
9.	Screw driver Philips O/L 6"	01	To be provided	
10.	Screw driver Philips O/L 8"	01	To be provided	
11.	Center punches 4-1/2"	01	To be provided	
12.	Chisel cold 1/8" cut length 4"	01	To be provided	
13.	Spanner adjustable 6" crescent	01	To be provided	
14.	Land key set (Set of 7 pcs)	01	To be provided	
15.	File round smooth 8"	01	To be provided	
16.	File flat smooth 8"	01	To be provided	
17.	File flat smooth 8"	01	To be provided	
18.	File triangular smooth 6"	01	To be provided	
19.	Handle file no 1	01	To be provided	
20.	Handle file no 2	01	To be provided	
21.	Rules steel flexible 3 meter	01	To be provided	
22.	Saw heck hand frame 8-12"	01	To be provided	
23.	Soldering iron elect 220 volt 40 watt	01	To be provided	
24.	Tweezers 4-1/2"	01	To be provided	
25.	Eye glass single focus	01	To be provided	
26.	Brushes W/maker soft	01	To be provided	
27.	Gar glass (With cover)	01	To be provided	
28.	Tool watch maker (set of 6)	01	To be provided	
29.	Tools Box Empty (Briefcase type)	01	To be provided	

LIST OF TOOLS KIT FOR WELDER

Serial	Description of General specifications	Quantity	Required General Specifications	Remark
1.	Rule Steel 12"	01	To be provided	
2.	Caliper 6" out side	01	To be provided	
3.	Caliper 6" in side	01	To be provided	
4.	Cross ring 7"	01	To be provided	
5.	Spanner ring type DE 25/32 x 13x16"	01	To be provided	
6.	Adjustable spanner 12"	01	To be provided	
7.	Chisel cold cross cut carbon steel 1/4" cut	01	To be provided	
8.	Chisel cold cross cut carbon steel 3/4" cut	01	To be provided	
9.	Hammer engineering ball 1 1/2" lbs	01	To be provided	
10.	Hammer sealing 1 lbs with handle	01	To be provided	
11.	File round 10" with handle	01	To be provided	
12.	File flat basted 12" with handle	01	To be provided	
13.	Brush steel wire 2-12" side x 7" long	01	To be provided	
14.	Amife riming	01	To be provided	
15.	Tung smiths large 19"	01	To be provided	
16.	Apron leather	01	To be provided	
17.	Cap apron	01	To be provided	
18.	Dividers 8"	01	To be provided	
19.	Chest tool empty	01	To be provided	
20.	Pad lock 1 1/2"	01	To be provided	

LIST OF TOOLS KIT FOR ARMOUR

Serial	Description of General specifications	Quantity	Required General Specifications	Remarks
1.	Gauges feeler 4"	01	To be provided	
2.	Gauges firmer 3/4 "	01	To be provided	
3.	Gauges firmer 1/4 "	01	To be provided	
4.	Lamp Brazing 1 pt complete	01	To be provided	
5.	Punches round 3/4 "	01	To be provided	
6.	Vice hand 5"	01	To be provided	
7.	Horse armr	01	To be provided	
8.	Pincer armr 8"	01	To be provided	
9.	Barrel reflector	01	To be provided	
10.	Zeroing tools (7.62 mm auto Rifle BD-08)	01	To be provided	
11.	Cartridge head space gauge	01	To be provided	
12.	Firing pin protrusion	01	To be provided	
13.	Gauges spacture plug 7.607-7.772	01	To be provided	
14.	Screw driver fork 12"	01	To be provided	
15.	Extractor head space gauge 1.7 -1.9 mm	01	To be provided	
16.	Chest tool empty	01	To be provided	

LIST OF TOOLS KIT FOR VEHICLE (C VEH)

Serial	Description of General specifications	Quantity	Required General Specifications	Remark
1.	Ratchet with Handle 1" SD reversible length 28"	01	To be provided	
2.	'T' Handle 1" SD 28" length	01	To be provided	
3.	Bar Extension 8"X $\frac{3}{4}$ " SD	01	To be provided	
4.	Universal Joint 1" SD	01	To be provided	
5.	Bar Extension 16"X 1"SD	01	To be provided	
6.	Convertor/Adaptor 3/4" square socket X 1" plug	01	To be provided	
7.	Convertor/Adaptor 3/4" square plug 1"	01	To be provided	
8.	1-1/16" (AF)	01	To be provided	
9.	1-1/8" (AF)	01	To be provided	
10.	1-1/4" (AF)	01	To be provided	
11.	1-5/16" (AF)	01	To be provided	
12.	1-7/16" (AF)	01	To be provided	
13.	1-1/2" (AF)	01	To be provided	
14.	1-5/8" (AF)	01	To be provided	
15.	1-11/16" (AF)	01	To be provided	
16.	1-3/4" (AF)	01	To be provided	
17.	2-3/8"	01	To be provided	
18.	1-7/8" (AF)	01	To be provided	
19.	2" (AF)	01	To be provided	
20.	Socket 3/4" SD made from chrome alloy steel comprising following 10 (mm) sizes: 27, 29, 30, 32, 36, 38, 40, 42, 46 & 50 (10 Pcs)	01 Set	To be provided	
21.	2-1/16"	01	To be provided	
22.	2-1/8"	01	To be provided	
23.	2-3/16"	01	To be provided	
24.	2-1/4"	01	To be provided	
25.	2-3/8"	01	To be provided	
26.	2-1/2"	01	To be provided	
27.	2-9/16"	01	To be provided	
28.	2-5/8"	01	To be provided	
29.	2-3/4"	01	To be provided	
30.	2-15/16"	01	To be provided	
31.	3-1/8"	01	To be provided	
32.	Socket 1" SD made from chrome alloy steel comprising following 06 (mm) sizes: 55, 60, 65, 70, 75 & 80 (06 Pcs)	01 Set	To be provided	
33.	Torque multiplier with variable cranked reaction bar comprising 1 multiplier 2 reaction bars and 1 spare drive square all in a carrying case.	01 Set	To be provided	